

# SUNDANCER® 350



EVERY MOMENT PERFECTLY CRAFTED


MODEL YEAR 2021



## FEATURES

- Multiple interior arrangements to choose from including an enclosed mid-berth option with lockable door for additional privacy.
- Intuitive helm station features Digital Dash with 9" Simrad® touchscreen display.
- Mercury VesselView® Mobile
  - links to your iPhone® or Android™ mobile device via Bluetooth® technology.
- Standard extended fiberglass hardtop with courtesy lighting.
- Premium Fusion® audio system with Bluetooth®, Wi-Fi audio streaming with Apple AirPlay® 2 & Digital Signal Processing (DSP).
- Choice of sterndrive or inboard propulsion – Gas or Diesel.

## EXTERIOR COLORS



ARCTIC WHITE



ONYX BLACK



HORIZON




SEA RAY BLUE



QUANTUM BLUE



KINGFISHER TEAL



NEO MINT GREEN



### STANDARD PROPULSION

Twin MerCruiser® 6.2L MPI ECT Bravo Three® with Axis™ Propulsion (T-350 hp / 261 kW)



### FUEL CAPACITY

230 gal / 871 L



### LENGTH OVERALL

35'0" / 10.67 m  
with integral swim platform



### BEAM

11'4" / 3.45 m



### DRAFT

40" / 102 cm (sterndrives down)



### DRY WEIGHT

15,780 lb / 7,158 kg



### DEADRISE

20°



### WATER CAPACITY

40 gal / 151 L



### HOLDING TANK

28 gal / 106 L



### YACHT CERTIFIED



### SLEEPS SIX

Specifications are approximations and subject to variance.

## STANDARD FEATURES

### HULL & DECK FEATURES

- Bottom Paint
- Bow & Stern Eyes, Stainless Steel
- Bow Rail, Stainless Steel with Welded Stanchions
- Cleats, 10" Thru-Bolted, Stainless Steel, with Sea Ray Logo (8)
- Deck Fill Plates, Stainless Steel
- Drain Plugs, Brass-Threaded – Garboard (2)
- Gel Coat, Arctic White
- Gel Stripe – Colored
- Handrails, Stainless Steel
- Hatch, Deck Vent – Translucent with Locks & Sky Screen Cover
- Hull Windows, Extra Large Acrylic – Fixed (2)
- Light, Stern
- Lights, Navigation – Stainless Steel
- Rod Holders (2)
- Rub Rail, PVC with Stainless Steel Insert
- Skylights (2)
- Storage, Transom Wall
- Swim Platform, Integral
- Thru-Hull Fittings, Stainless Steel
- Vent System, Engine Room – Integral with Stainless Steel Grille
- Windshield, Tempered/Tinted Curved Glass with Walk-Thru & Stainless Steel Supports
- Windshield Wipers

### CANVAS (SUNBRELLA®)

- Aft Curtain with Bungee Straps
- Canvas Storage Bag
- Dash Cover
- Front & Side Curtains

### MOORING SYSTEM

- Anchor, Galvanized
- Anchor Chute, Stainless Steel
- Anchor Rope/Chain Storage with Gas Assisted Hatch
- Windlass, Rope/Chain with Foot Switches

### COCKPIT FEATURES

- Beverage Holders
- Cockpit Vinyl Color – Ivory (White Base Vinyl with Brown Accent Vinyl)
- Cooler, Carry-On with Designated Storage
- Door, Cabin Entry (Sliding & Lockable) – Fiberglass with Integral Steps
- Door, Transom – Acrylic with Stainless Steel Frame
- Floor Liner, Fiberglass – Self-Bailing
- Hatch, Engine Room – Electrically Actuated with Emergency Pull Handle & Prop Rod
- Hardtop, Extended Fiberglass with Courtesy Lighting
- Outlet, 12V Accessory
- Outlet, 120V GFI Protected
- Seating, Helm Bench with Dual Flip-Up Thigh-Rise Bolsters, Adjustable Captain's Seat & Fiberglass Storage Base
- Seating, Port C-Shape – Converts to Sunpad
- Seating, Port Lounger with Convertible Backrest
- Steps, Boarding – Molded-In
- Table, Cockpit – Fiberglass with Dedicated Storage & Sunpad Filler Cushions
- Wet Bar with Stainless Steel Sink, Faucet, Beverage Holders, Stainless-Steel Handrail, Solid-Surface Countertop, Trash Receptacle & Storage Below

### CABIN FEATURES

- Carbon Monoxide Monitor
- Flooring, Wood
- Interior Package: Chestnut Woodline Cabinetry
- Lighting, 12V
- Outlets, 120V GFI Protected
- Pillows, Accent
- Shades, Pleated – Hull Windows

### GALLEY

- Countertop, Solid Surface with Stainless Steel Sink with Cover & Faucet
- Handrail, Stainless Steel
- Lighting, 12V
- Microwave, 120V/60 Cycle
- Outlet, 12V Accessory
- Power Vent, 12V
- Refrigerator, Dual-Voltage – 120V/12V

- Storage, Drawers with Cutlery Insert
- Storage, Upper & Lower
- Stove, 120V Two Burner Pups®
- Trash Receptacle

### HEAD

- Flooring – Simulated Teak
- Full Fiberglass Enclosure
- Handrail, Stainless Steel
- Head (VacuFlush®)
- Mirror, Head Door – Full Length
- Mirror, Head Wall
- Power Vent, 12V
- Separate Shower Stall
- Shower Wand with Vertical Adjustment
- Storage, Medicine Cabinet
- Storage, Upper Shelves with Stainless Steel Rails
- Vanity with Wood Countertop, Vessel Sink, Faucet with Pull-Out Sprayer & Storage Below

### MID-BERTH

- Convertible Twin Beds – Converts to Double Berth with Slide-Out Base & Dedicated Filler Cushion Storage
- Curtain, Privacy (Hideaway)
- Mirrored Bulkhead
- Seating, Port Single
- Storage, Drawer
- Storage, Hanging Locker
- Storage, Upper & Lower

### SALON

- Lighting, 12V
- Sofas, Port & Starboard
- Steps, Cabin Entry with Teak Treads & Non-Slip Inlays
- Storage, Gunwale Cabinets
- Table, Dinette – Solid Wood with Dedicated Storage
- TV, LED / Smart with Remote Blu-ray™ Player, Gaming System Port, DVD Storage, Coax Outlet & Gain Control

### V-BERTH

- Berth, Double (Island Style) with Visco Elastic Foam Mattress & Storage Below
- Curtain, Privacy (Hideaway)

- Mirrored Rope Locker Bulkhead
- Sheet Set – Fitted (Neutral Color)
- Storage Cabinet with Shelves
- Storage, Hanging Locker

### TECHNICAL FEATURES

#### AIR CONDITIONING / HEATING

- Reverse-Cycle System (12,000 BTU)
- Custom Integral Vent System

#### AUDIO SYSTEM

- Stereo, Fusion® Apollo RA770 (In Cabin) 12V AM/FM
  - Amplifier, 4-Channel (1400W)
  - Bluetooth™
  - Digital Signal Processing (DSP)
  - NRX 300 Remote (In Cabin)
  - Speakers (6.5") – 3 Pairs
  - Wi-Fi Audio Streaming with Apple AirPlay® 2

#### HELM

- Alarms, High-Water – Bilge & Cabin
- Compass
- Digital Dash with Mercury® VesselView® Link Data (9")
  - Active Trim (Automatic Engine Trim System)
  - Chartplotter with Preloaded Charts (North America Only)
  - Simrad® G09 (9") Touchscreen Display
  - Transducer with Depth, Water Temperature & Fishfinder
- Emergency Start System – Engines
- Gel Coated Dash
- Horn
- Mercury VesselView® Mobile
- SmartCraft Digital Throttle & Shift (DTS) with Trim Switch
- Steering, Power-Assisted, Tilt Wheel with Wood Accent
- Switch Pads, Illuminated Weatherproof Electronic with ISO Symbols & Dimmer Control
- Tilt & Trim, Power (Sterndrives Only)

#### ELECTRONICS

- Electronic Circuit, 30 amp
- Simrad RS40 VHF Radio with Antenna

## ELECTRICAL SYSTEMS

- Battery Charger/Converter, 120V/60 Cycle
- Battery Switch
- Battery Trays with Mounts
- Breaker Panels, Waterproof – Electronic Interface Modules & Dash Dimmer (Helm & Engine Room)
- Isolator, Galvanic
- MerCathode (2)
- Panel, DC Main Breaker
- Panel, Main Distribution – AC
- Panel, Main Distribution – DC
- Shore Power, Dual 30 Amp/120V/60 Cycle with 50' Cords & Adapters
- Wiring, Color Coded with Chafe Protection

## ENGINE ROOM

- Bilge Pump, 12V Automatic
- Bilge Pumps, 12V Automatic High-Water (1 Bilge, 1 Cabin)
- Blowers, 12V Bilge (2)
- Fire Suppression System – Automatic with Manual Pull
- Insulated & Gel-Coated Engine Room
- Lighting, 12V
- Oil Filters – Remote
- Underwater Exhaust System, Patented (V-Drives Only)

## FUEL SYSTEMS

- Evaporative Emissions Fuel System
- Fuel Lines, USCG – Type A-1
- Fuel Tanks, Aluminum with Electric Shutoff Valves & Electric Sending Units

## UNDERWATER GEAR

- Propellers, Stainless Steel
- Trim Tabs, Hydraulic
- V-Drives (Optional)
  - Bonding System with Zinc Hull Plate
  - Propeller Shafts, 1 1/2" Stainless Steel (2) – Aquamet 19
  - Propellers, Nibral 3-Blade
  - Rudders – Manganese-Bronze
  - Seacocks – Engines
  - Seawater Strainers – Engines
  - Shaft Logs, Dripless with Extra Seal Carrier Kit
  - Struts – Manganese-Bronze
  - Underwater Exhaust System, Patented

## WASTE SYSTEM

- Head System (VacuFlush®)
- Holding Tank Level Indicator – MPD
- Holding Tank with Dockside Pump-Out (28 Gallon)
- Sump Box with Pump – Automatic

## WATER SYSTEM

- Freshwater Washdown Spigot
- Pressure Water System with 12V Pump
- Shower, Cockpit – Hot & Cold, Stainless Steel
- Water Heater, 120V (6 Gallon) with Exchanger
- Water Inlet, Dockside
- Water Manifold System
- Water Tank (40 Gallon)

## OPTIONS & ACCESSORIES

### OPTIONAL PROPULSION

#### TWIN GASOLINE STERNDRIVES

- Twin MerCruiser 6.2L MPI ECT\* Bravo Three SeaCore with Axius Propulsion\*\* (T-350 hp / 261 kW)
- Twin MerCruiser 8.2L MAG ECT\* Bravo Three X with Axius Propulsion\*\* (T-380 hp / 283 kW)
- Twin MerCruiser 8.2L MAG ECT\* Bravo Three X SeaCore with Axius Propulsion\*\* (T-380 hp / 283 kW)

\* Non-catalyzed engines available for select international markets. Consult your local dealer for availability.

\*\* Axius Propulsion System Includes Axius Control Joystick (V-Drives Only) & SmartCraft Digital Throttle & Shift.

#### TWIN GASOLINE V-DRIVES

- Twin MerCruiser 8.2L ECT Horizon® with DTS & Joystick Piloting for Inboards (T-375 hp / 280 kW)

#### TWIN DIESEL STERNDRIVES

- Twin Mercury® Diesel TDI 4.2L Bravo Three XR with Axius Propulsion (T-370 hp / 276 kW)

## EXTERIOR COLOR

- Gel Coat, Full Hull
- Gel Coat, Hull Side
- Gel Stripe

## UPHOLSTERY, INTERIOR, SEATING & FLOORING

- Aft Enclosed Stateroom
- Cockpit Vinyl Color – Dune (Tan Base Vinyl with Brown Accent Vinyl)
- Cockpit Vinyl Color – Stone (Grey Base Vinyl with Dark Grey Accent Vinyl)
- Flooring Color: Brown or Grey
- Interior Package: Pecan Woodline Cabinetry
- Interior Package: Prestige Cherry Cabinetry
- Large Table Option in Salon
- LG Earth Polished
- Mid-Stateroom L Shaped Seating
- SeaDek Swim Platform Matting (Glue Down)
- Snap-In Carpet – Cockpit
- Snap-In Infinity Woven Vinyl Flooring – Cockpit
- Snap-In SeaDek – Cockpit
- Teak Cockpit Table
- Teak Flooring – Cockpit and Swim Platform
- Teak Flooring – Extended Swim Platform

## HARDTOP, TOWERS & CANVAS

- Canvas Color: Black, Marine Midnight Blue or Toast Tweed
- Cockpit Cover
- Fiberglass Hardtop with Extended Sunshade
- Fiberglass Hardtop with Opening Canvas

## ELECTRONICS

- Audio Upgrade, Fusion® Premier (Combined Cabin & Cockpit)
  - Amplifiers, 5-Channel (1600W) – 2
  - Signature Series Speakers (6.5") – 4 Pairs
  - Signature Series Subwoofers (10") – 2 (Located in Cockpit & V-berth)
- Digital Dash with Mercury® VesselView® Link Data (12")
  - Active Trim (Automatic Engine Trim System)
  - Chartplotter with Preloaded Charts (North America Only)
  - Simrad® G012 (12") Touchscreen Display
  - Transducer with Depth, Water Temperature & Fishfinder
- Sea Ray Connect, Powered by NAUTIC-ON™ (Subscription Required)
- Simrad HAL024 Radar
- SiriusXM® Satellite Receiver (N/A outside North America)
- TV with Remote Blu-Ray™ Player – Mid Cabin
- TV with Remote Blu-Ray™ Player – Cockpit

## ADDITIONAL OPTIONS

- 220 V / 50 Cycle Electrical System
- All Chain Windlass with Galvanized Anchor
- Anchor Washdown System
- Blue or White LED Lighting Package
- Bow Rail, Split
- Bow Thruster
- C E Option Group
- Central Vacuum System – 120v/60
- Central Vacuum System – 220v/50
- Cockpit Built In Grill – 120v/60
- Cockpit Built In Grill – 220v/50
- Cockpit Refrigerator Dual Volt (120v/60-12v)
- Cockpit Refrigerator Dual Volt (220v/50-12v)
- Fender Clips (4) – Quick Connect
- Flagpole with Base & US Flag
- Generator (120v/60) – Diesel
- Generator (120v/60) – Gas
- Generator (220v/50) – Diesel
- Generator (220v/50) – Gas
- Gourmet Station includes Countertop, Stainless Steel Sink & Electric Grill
- Gray Water System
- Inverter – 12v To 120v/60 Cycle
- Inverter – 12v To 220v/50 Cycle
- Macerator with Seacock Interlock System
- Opening Portlights
- Remote Controlled 5" Spotlight
- Rod Holders (2 Additional)
- Swim Platform, Extended
- Swim Platform with Automated Submersible Swim Step
- Thru-Hull Underwater LED Lights – Blue or White
- VacuFlush Head System with Direct Overboard Discharge (Int'l)
- Windshield with Stainless Steel Top Trim

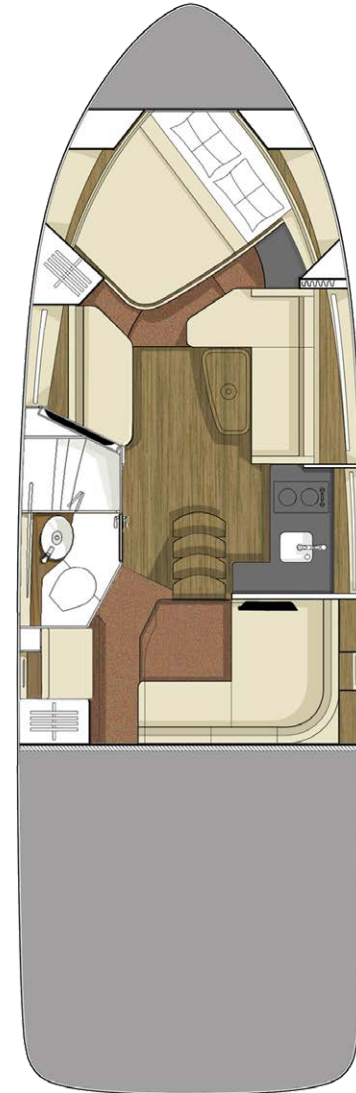
*Some features and options may not be available when a boat is built for regions outside North America and/or has CE Certification. Boats ordered with 220V/50 cycle electrical systems will have the appropriate appliances in the corresponding voltage.*



**COCKPIT**



**STANDARD CABIN LAYOUT**



**OPTIONAL CABIN LAYOUT**

*Shown with mid-berth 'L-shaped' seating (converts to sleeper)*

Form and function. We're often told we have to pick one. Not so with the Sundancer 350, where stylish aesthetics for the jetsetter and power for the explorer combine in perfect harmony. Drive to the places only your heart knows, and when you arrive, entertain with ease in your gourmet galley. First-class amenities in the cabin stretch from the island-style bed to the gorgeous salon and beyond; in the cockpit, conversation flows with ease. Others say: Choose. Sea Ray says: Why not choose both?



The well-designed, tiered helm station features standard Digital Dash with Mercury® VesselView Link Data with Simrad G09 (9") Touchscreen Display & Chartplotter.



From the deluxe galley with ample storage to the solid-surface countertops and recessed stove, the Sundancer 350 Coupe is fit for a top chef.



The 350 boasts impressive capacity for more entertaining and an integrated, extended swim platform with optional transom gourmet center brings the party right down to the water.



The 350's V-berth comes fully equipped so you can rest easy. The double bed is outfitted with neutral sheets as well as a luxurious memory-foam mattress.



This optional gourmet transom space features a solid surface countertop with electric grill and stainless steel sink.



The luxurious, wood-trimmed mid-berth includes convertible twin beds that convert to a double berth with slide-out base & dedicated filler cushions.