

2025



SLX 310

Sea Ray 

SHARE THE THRILL

Make unforgettable memories with friends and family members out on the water in this sleek sport boat. The SLX® 310 delivers unrivaled performance and an excellent boating experience made for sharing. With seating for up to 17 passengers, the SLX 310 offers enticing social areas like an expansive cockpit, wet bar entertainment center, bow lounge seating area and large convertible sunpad. Cruising the waves is made effortless at the helm featuring intelligent control and the latest technologies.





2025 SLX 310

Sea Ray

STANDARD SPECIFICATIONS



STANDARD PROPULSION

Twin Mercury® MerCruiser® 4.5L MPI ECT Bravo Three® with Joystick Piloting & DTS (T-250 hp / 186 kW)



BEAM

10'3" / 3.12 m



WATER READY WEIGHT

12,303 lb / 5,581 kg (fully optioned)



YACHT CERTIFIED



WIDE OPEN THROTTLE (WOT)

44–50 mph / 71–80 kph



BRIDGE CLEARANCE

8'10" / 2.69 m



DEADRISE

21°



FUEL CAPACITY

130 gal / 492 L



DRAFT

38" / 97 cm (sterndrives down)
28" / 71 cm (sterndrives up)



WATER CAPACITY

24 gal / 91 L



LENGTH OVERALL

31'6" / 9.60 m without anchor
32'11" / 10.03 m with anchor



DRY WEIGHT

11,252 lb / 5,104 kg



HOLDING TANK

20 gal / 76 L



- 1) Speed determined by GPS. Fuel consumption based on total usage by engines. MPG computed from MPH and GPH. Range based on 90% of total fuel capacity.
- 2) The performance data shown is valid only for the specific boat tested and the conditions that existed when the test was performed. Many factors may affect performance, including but not limited to, installation of certain options; vessel loading and trim; weather and sea conditions; and engine, propeller, and hull bottom conditions. Sea Ray makes no performance guarantees.






2025 SLX 310

Sea Ray

COLORS & MATERIALS

EXTERIOR COLOR SCHEMES



Arctic White (standard)



Onyx Black



Horizon




Sea Ray Blue



Quantum Blue



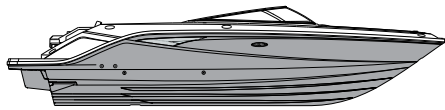
Kingfisher Teal



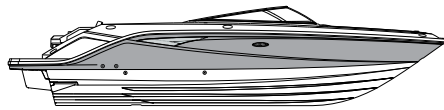
Neo Mint Green



Rally Red

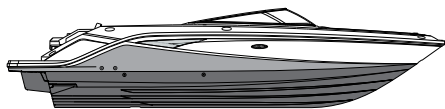


FULL HULL



HULL SIDE

Hull bottom available in Arctic White or Onyx Black only



THREE ZONE HULL

VINYL UPHOLSTERY COLORS



Ivory (standard)
White base with brown accents



Dune
Tan base with brown accents




Stone
Light gray base with gray accents

CANVAS



Sunbrella® Black

BOW & COCKPIT FLOORING



Non-skid fiberglass (standard)



SeaDek® – Brown



SeaDek® – Gray




Infinity woven vinyl – Brown



Infinity woven vinyl – Gray

SWIM PLATFORM FLOORING



Non-skid fiberglass (standard)



SeaDek® – Brown



SeaDek® – Gray

STANDARD FEATURES

HULL & DECK

- Bow & Stern Eyes, Stainless Steel
- Cleats, Thru-Bolted (8), 8" Stainless Steel
- Deck Fuel Fill Plate – Chrome
- Handrail, Stainless Steel – Transom (2)
- Hardtop, Fiberglass with Lights & Anchor Light
- Lights, Navigation – Stainless Steel
- Quiet Ride™ Technology
- Resin, High-Performance Vinylester
- Rub Rail, PVC with Stainless Steel Insert
- Ski Tow, Stainless Steel
- Storage, Anchor Hatch with Gas-Assisted Lift
- Swim Platform, Integral/Extended with Under Mount Swim Ladder & Integral Grab Handle
- Thru-Hull Fittings, Stainless Steel
- Vent System, Engine Compartment – Integral
- Windshield, Matte Finish Black, Tempered/Tinted Glass with Walk-Thru & Stainless Steel Top Frame
- Windshield Wiper – Starboard

COCKPIT

- Cooler Storage
- Cup Holders – Stainless with Rubber Inserts & Recessed Holders in Bow Side Panels
- Door, Bow Block-Off, Acrylic
- Floor, Finished Fiberglass with Drainage Overboard
- Glove Box, Portside, Lockable
- Grab Handles, Stainless Steel with Wrapped Grips
- Hatch, Engine Compartment – Electrically Actuated

- Interior Storage Compartment (Under Helm): Access From Flip Up Bow Aft Cushion/ Bolster; Light; Access Door To Backside of Dash Instruments; Carpeted Floor
- Lighting, LED Courtesy
- Outlets, Accessory, 12V (3)
- Storage, Port Fender Storage with Fiberglass Hatch
- Storage, Ski/Wakeboard with Vinyl Matting & Gas-Assisted Fiberglass Lid
- Storage, Side Panels – Cockpit
- Storage, Transom Walkway
- Table, Fiberglass with Teak Overlay, Base & Designated Storage – Cockpit

HEAD COMPARTMENT

- Courtesy Light
- Fiberglass Lockable Door
- Head (VacuFlush®) with 20-Gallon Holding Tank
- Molded Fiberglass Liner
- Non-Skid Floor Treatment
- Portlight with Screen
- Solid-Surface Countertop
- Stainless Steel Sink with Faucet
- Wood Storage Shelf

SEATING

- Bow Loungers with Flip-Down Armrests & Storage Below
- Cockpit Social Area with Opposing Seating & Storage
- Dual Helm Bench with Slider, Flip-Up Thigh-Rise Bolster & Fiberglass Base
- Dual Helm Companion with Rotating Slider, Flip-Up Thigh-Rise Bolster & Aluminum Pedestal
- Sunpad / Aft Facing Lounger with Flip Up Bolster/ Seat & Tub Storage Below

WET BAR

- Fiberglass Countertop
- Sink with Faucet
- Solid-Surface Lid
- Stainless Steel Grab Handle
- Storage Below
- Trash Receptacle

TECHNICAL

ELECTRICAL

- Battery On/Off Switches with Trays (2) – Located at Starboard Aft Walk-Thru
- Wiring, Color-Coded with Chafe Protection

FUSION® AUDIO SYSTEM

- Apollo™ RA770 AM/FM stereo
 - Apollo™ Series amplifier, 6-channel (1800W)
 - Bluetooth™
 - Digital Signal Processing (DSP)
 - Wi-Fi audio streaming with Apple AirPlay® 2
 - XS Series speakers (6.5") – 4 pairs
 - XS Series subwoofer (10")

HELM

- Digital Dash, dual (9")
 - Active Trim control & monitoring
 - Chartplotter with preloaded charts (North America only)
 - Mercury Marine® VesselView® Link
 - Simrad® G09 9" touchscreen displays (2)
 - Transducer with depth, water temperature & fishfinder
- Horn
- Mercury Marine® Joystick Piloting for Sterndrives
- Mercury Marine® VesselView® Mobile

- Shift & Throttle Lever – SmartCraft® Digital Throttle & Shift (DTS) with Trim Switch & Ignition Cutout Switch
 - Active Trim speed-based automatic engine trim system with integrated GPS
 - Engine Start / Stop
- Steering, Power-Assisted Tilt Wheel
- Switch Panel with Backlit, Weatherproof Lighted Chrome Push-Button Switches
- Tilt & Trim, Power

MECHANICAL

BILGE

- Bilge Pumps, 1100GPH 12V Automatic
- Bilge Pump, 1100GPH 12V Automatic High-Water
- Blower, 12V Bilge (2)
- Fire Suppression System (FM200) Automatic with Manual Pull
- Lighting, 12V
- Oil Filter – Remote

FUEL SYSTEM

- Evaporative Emissions Fuel System
- Fuel Lines, USCG – Type A-1
- Fuel Tank with Mechanical Anti-Siphon Valve & Electric Sending Unit

UNDERWATER GEAR

- Propellers, Stainless Steel
- Variable Running Surface Trim Tabs, Manual

WATER SYSTEM

- Pressure Water System with 12V Pump & Level Indicator
- Faucet – Head
- Pullout Sprayers – Bow & Transom (2)
- Water Tank (24 Gallons)

OPTIONS & ACCESSORIES

PROPULSION

- Twin Mercury® MerCruiser® 6.2L MPI ECT*
Bravo Three X®
with Joystick Piloting & DTS (T-300 hp / 224 kW)
- Twin Mercury® MerCruiser® 6.2L MPI ECT*
Bravo Three X® SeaCore®
with Joystick Piloting & DTS (T-300 hp / 224 kW)
- Twin Mercury® MerCruiser® 6.2L MPI ECT*
Bravo Three X®
with Joystick Piloting & DTS (T-350 hp / 261 kW)
- Twin Mercury® MerCruiser® 6.2L MPI ECT*
Bravo Three X® SeaCore®
with Joystick Piloting & DTS (T-350 hp / 261 kW)

* *Non-catalyzed engines available for select international markets. Consult your local dealer for availability.*

UPHOLSTERY, INTERIOR, SEATING & FLOORING

- Bow Filler Cushion
- Bow Side Table, Fiberglass with Dedicated Storage
- Bow Side Table, Fiberglass with Teak Overlay & Dedicated Storage
- Cockpit Table with Dedicated Storage – Fiberglass with Teak Overlay
- SeaDek Swim Platform Matting (Glue Down)
- SeaDek Flooring – Bow & Cockpit
- Snap-In Infinity Woven Vinyl Flooring – Bow & Cockpit
- Teak Flooring for Bow & Cockpit
- Teak Flooring for Swim Platform, Walk-Thru & Head

TOPS & CANVAS

- Canvas Package for Fiberglass Hardtop
 - Cockpit and tonneau cover
 - Front visor with isinglass
 - Side curtains with isinglass
 - Aft curtain with isinglass
 - Storage bag
- Cockpit Cover with Tonneau Cover
- Mooring Cover
- Opening canvas section, manual for fiberglass hardtop
- Ski Tow Attachment (For Fiberglass Hardtop)
- Sunshade, automated extended SureShade® for fiberglass hardtop (aft)

TECHNICAL

ELECTRONICS

- Simrad RS40 VHF Radio with Antenna
- SiriusXM® Satellite Receiver (N/A outside North America)

FUSION® PREMIER AUDIO SYSTEM UPGRADE

- Apollo™ RA770 AM/FM stereo
 - Apollo™ Series amplifier, 8-channel (2400W)
- Apollo™ Series monoblock amplifier for subwoofer (2000W)
- Bluetooth™
- Digital Signal Processing (DSP)
- NRX300 remote unit (transom)
- Signature Series speakers (6.5") with LED lighting – 4 pairs
- Signature Series subwoofer (10")
- Wi-Fi audio streaming with Apple AirPlay® 2

HELM

- Simrad® SelectResponse™ Glass Dash, dual (12")
 - Active Trim control & monitoring
 - Chartplotter with preloaded charts (North America only)
 - Mercury Marine® VesselView® Link
 - Naviop digital switching
 - Simrad® GO12 (12") touchscreen displays (2)
 - Transducer with depth, water temperature & fishfinder

ADDITIONAL OPTIONS

- Air compressor for water toys with dedicated storage
- Anchor, stainless steel (only available with windlass option)
- Bow Ladder with Hatch
- C E Option Group
- Cockpit Side Entry Step
- Docking Lights
- Dynamic Running Surface™ (trim tabs that automatically optimize running attitude & trim, delivering stability & performance)
- Electric Grill – 120v/60 (Requires Inverter)
- Electric Grill – 220v/50 (Requires Inverter)
- Fender clips, quick connect (6)
- Flagpole with Base & US Flag
- Gray Water System
- Helm – Stainless Steel Footrest with Rubber Inserts
- Inverter – 12v To 120v/60 Cycle
- Inverter – 12v To 220v/50 Cycle
- LED RGB-W color-changing & white accent lighting package
 - Lighting for bow, cockpit, hardtop & hull side vents
 - Underwater thru-hull (4 lights)
- Macerator with Seacock Interlock System

- On Board Battery Charger – 120v/60 To 12v
- On Board Battery Charger – 220v/50 To 12v
- Refrigerator, Cockpit 12v
- Remote Controlled 5" Spotlight
- Shorepower Package with Converter & Cord – 120v/60
- Shorepower Package with Converter & Cord – 220v/50
- Swim platform with automated submersible step
- Water Heater (6 Gallons)
- Windlass with rope, chain & galvanized anchor

PACKAGES

ELITE PLUS PACKAGE

- Anchor, stainless steel
- Dynamic Running Surface™
- Fender clips, quick connect (6)
- Fusion® Premier audio system upgrade
- LED RGB-W color-changing & white accent lighting package
- Opening canvas section, manual for fiberglass hardtop
- Simrad® SelectResponse™ Glass Dash, dual (12")
- Sunshade, automated extended SureShade® for fiberglass hardtop (aft)
- Swim platform with automated submersible step
- Windlass with rope & chain

LAYOUT



DECK / COCKPIT



AT SEA RAY, WE BELIEVE THAT RICHER MOMENTS ON THE
WATER LEAD TO A RICHER LIFE. THAT'S WHY EVERYTHING
WE DO IS DESIGNED TO MAKE EACH MOMENT EXCEPTIONAL.

09032024

© 2024 Sea Ray Boats | 800 South Gay Street, Suite 1500, Knoxville, TN 37929 | searay.com

Features, options and specifications are subject to change and may vary for different model years. Some accessories may not be available (a) as standard features or upgradeable options, or (b) when a boat is built for regions outside of North America and/or has CE certification. Confirm specifications and availability of features and options with an authorized Sea Ray dealer.

