

2025

SDX 250 SURF



SeaRay®

## *ENDLESS ADVENTURE*

---

The versatile SDX® 250 Surf features premium amenities that complement any day on the water, including powerful propulsion, an oversized bow ideal for socializing, and an open cockpit that provides plenty of seating for friends and family. Plus, an intuitive NextWave™ surf system powered by Mercury Marine® generates rideable waves for wakesurfing and other watersports. With abundant storage areas, you can bring along all your gear without compromising on space. Seamlessly blending comfort and functionality, the SDX 250 Surf offers limitless fun.





2025 SDX 250 SURF

Sea Ray®

# STANDARD SPECIFICATIONS



## STANDARD PROPULSION

Mercury® MerCruiser® 6.2L MPI ECT  
Bravo Four S® with DTS (300 hp / 224 kW)



## CRUISING SPEED

24–26 mph / 39–42 kph



## WIDE OPEN THROTTLE (WOT)

42–44 mph / 68–71 kph



## FUEL CAPACITY

65 gal / 246 L



## RANGE

147 mi / 237 km (cruising speed)  
108 mi / 174 km (WOT)



## LENGTH OVERALL

25'2" / 7.67 m



## BEAM

8'6" / 2.59 m



## BRIDGE CLEARANCE

8'9" / 2.67 m (tower up)  
6'1" / 1.85 m (tower down)



## DRAFT

45" / 114 cm (sterndrive down)  
36" / 91 cm (sterndrive up)



## DRY WEIGHT

6,826 lb / 3,096 kg



## WATER READY WEIGHT

7,618 lb / 3,455 kg (fully optioned)



## DEADRISE

21°



## WATER CAPACITY

14 gal / 53 L (requires  
Water System Bundle)



## HOLDING TANK

6 gal / 23 L (requires  
Water System Bundle)



## BALLAST CAPACITY

1,550 lb / 703 kg



## CAPACITY

14 people / 2,000 lb / 907 kg  
Maximum: 2,000 lb / 907 kg



1) Speed determined by GPS. Fuel consumption based on total usage by engines. MPG computed from MPH and GPH. Range based on 90% of total fuel capacity.

2) The performance data shown is valid only for the specific boat tested and the conditions that existed when the test was performed. Many factors may affect performance, including but not limited to, installation of certain options; vessel loading and trim; weather and sea conditions; and engine, propeller, and hull bottom conditions. Sea Ray makes no performance guarantees.

## AT A GLANCE

**A NEXTWAVE™ SURF SYSTEM**  
For an exceptional wakesurfing experience, the boat features NextWave™ innovations, including a tapered transom design, a hard-tank ballast system, electric surf tabs and an intuitive user interface.

**B WATERSPORTS TOWER**  
The electric folding watersports tower with an integrated Bimini top and surf tow points allows you to pull wakesurfers with ease.

**C COCKPIT ENHANCEMENTS**  
The cockpit includes an integrated cooler compartment, inductive charging stations (available with the Entertainment Bundle) and a table (available with the Comfort Bundle).

**D ADJUSTABLE SEATING**  
The helm and port companion seats feature convertible backrests that transform them into aft-facing loungers.

**E STARBOARD COMPARTMENT**  
The convenient starboard compartment can be used to store gear or upgraded to a head for uninterrupted boating.

**F OVERSIZED BOW**  
The bow offers lounge-style seating and an integrated cooler compartment to store drinks and snacks. Choose the Comfort Bundle to add a teak table and filler cushion.

**G BOW COMPARTMENT**  
The bow compartment provides anchor storage or can be upgraded to include a stainless steel four-step boarding ladder.



## AT A GLANCE

**A SEAMLESS CONTROL**  
The helm is equipped with a dual Digital Dash for effortless captaining, including 9" Simrad® NSX® touchscreen displays with Mercury® SmartCraft® Connect.


**B FUSION® AUDIO**  
Listen to music out on the water with premium sound from the Fusion® stereo or select the Entertainment Bundle for a Fusion® Premier audio system.

**C CONVERTIBLE SUNPAD**  
Presenting a spot to relax, the sunpad features a backrest that folds down to extend the area.

**D AQUATIC ACCESS**  
The water is easily accessible from the swim platform with a manual submersible step and deck-mounted stainless steel four-step ladder.

**E OPTIMIZED STORAGE**  
Integrated storage optimized for space has been incorporated throughout the boat. A storage area under the cockpit bench seat keeps boards secure when not in use.

**F SURF POWER**  
To create rideable waves for watersports, the boat is powered by a Mercury® MerCruiser® 6.2L MPI ECT engine with a forward-facing Bravo Four S® drive and SmartCraft® Digital Throttle & Shift (DTS).





2025 SDX 250 SURF

Sea Ray®




2025 SDX 250 SURF

Sea Ray®



# COLORS & MATERIALS

## EXTERIOR COLOR SCHEMES



Arctic White (standard)



Onyx Black



Horizon




Sea Ray Blue



Quantum Blue



Kingfisher Teal



Neo Mint Green



Rally Red



**FULL HULL**



**HULL SIDE**

*Hull bottom available in Arctic White or Onyx Black only*

## VINYL UPHOLSTERY COLORS



Dune (standard)  
*Tan base with brown accents*




Stone  
*Light gray base with gray accents*

## CANVAS



Sunbrella® Black

## BOW & COCKPIT FLOORING



Non-skid fiberglass (standard)



SeaDek® – Brown



SeaDek® – Gray




Infinity woven vinyl – Brown



Infinity woven vinyl – Gray

## SWIM PLATFORM FLOORING



Non-skid fiberglass (standard)



SeaDek® – Brown



SeaDek® – Gray

# HIGHLINE APPEARANCE PACKAGE

Customize your Sea Ray to complement your style with sporty metallic finishes, high-contrast color schemes and unique patterns.




Black engine vent covers



Hull side metallic accent stripe



Highline upholstery embroidery pattern



Highline SeaDek® pattern



Highline two-tone exterior color scheme



# STANDARD FEATURES

## BOW & COCKPIT

- Cup holders, stainless steel (13)
- Floor liner, fiberglass
- Lighting, LED (courtesy)
- Outlets, 12V accessory
- Outlets, USB-A & USB-C dual port (4)
- Side entry step (starboard cockpit)
- Vinyl, marine grade with mildew & UV protection

## DOORS

- Bow walkthrough with hinged windshield door & fiberglass block-off door
- Hatch for bilge access, gas-assisted
- Transom door, fiberglass

## SEATING

- Bow seating, U-shaped with removable cushions
- Cockpit social area
  - Aft L-shaped bench seating
  - Opposing starboard seating
- Helm seat, oversized with convertible backrest & flip-up bolster
- Port companion seat with convertible backrest & flip-up bolster
- Sunpad with convertible backrest

## STORAGE

- Board storage, gas-assisted with holders (under cockpit seating)
- Bow compartment with anchor storage
- Bow storage (under seating)
- Cockpit storage (under seating)

- Integrated cooler or storage, fiberglass with drain (under bow seating)
- Integrated cooler or storage, fiberglass with drain (under cockpit seating)

## HULL & DECK

- Cleats, stainless steel through-bolted (8") – 6
- Deck fill plate, stainless steel
- Drain plug
- Eyes, stainless steel (bow & stern)
- Handrails, stainless steel (bow & cockpit)
- Horn, built-in
- Light, removable (stern)
- Lights, navigation (stainless steel) – integrated into deck
- Rub rail, PVC with stainless steel insert
- Ski tow eye, stainless steel (transom)
- Stringer system, fiberglass
- Swim platform, integral with manual submersible step, deck-mounted stainless steel four-step swim ladder & grab handle
- Thru-hull fittings, stainless steel
- Windshield, tempered tinted curved glass

## STORAGE

- Glove box, lockable (port dash)
- Storage, gas-assisted with drain (transom walkway floor)
- Storage (under port console)
- Storage with lockable door (under helm)
  - Lighting, LED (courtesy)

## TOPS & CANVAS

- Watersports tower, electric folding with integrated Bimini top & side-mounted surf tow points – black

## TECHNICAL

### ELECTRICAL

- Battery switches
- Fuse block

### FUSION® AUDIO SYSTEM

- RA210 AM/FM stereo (port dash)
  - Bluetooth™
  - Digital Signal Processing (DSP)
  - Wi-Fi audio streaming with Apple AirPlay® 2
  - XS Series speakers (6.5") – 2 pairs

### HELM

- Alarm, engine (oil & water)
- Digital Dash, dual (9")
  - Active Trim control & monitoring
  - Chartplotter with preloaded charts (North America only)
  - Mercury Marine® SmartCraft® Connect
  - Simrad® NSX® 9" touchscreen displays (2)
  - Transducer with depth, water temperature & fishfinder
- Mercury Marine® SmartCraft® Digital Throttle & Shift (DTS)
  - Active Trim speed-based automatic engine trim system with integrated GPS
  - Engine start / stop
- Sea Ray customized surf interface powered by Mercury Marine® Smart Tow®
- Steering, power-assisted with tilt wheel
- Switch panel with illuminated weatherproof chrome switches
- Tilt & trim, power

## MECHANICAL

### BALLAST SYSTEM

- Ballast system, hard tank subfloor (center bow, port midship and starboard midship) – controlled by Sea Ray customized surf interface

### BILGE

- Bilge lighting, 12V
- Bilge pump, 1100 GPH 12V automatic (aft)
- Blower, 12V
- Fire extinguisher discharge port
- Oil filter, remote
- Vents, integral with water management system

### FUEL SYSTEM

- Evaporative emissions fuel system
- Fuel lines, USCG compliant
- Fuel tank with anti-siphon valve & electric sending unit

### UNDERWATER GEAR

- Propellers, stainless steel
- Surf tabs, electric

# OPTIONS & ACCESSORIES

## PROPULSION

- Mercury® MerCruiser® 6.2L MPI ECT\*  
Bravo Four S® with DTS (350 hp / 261 kW)
- \* *Non-catalyzed engines available for select international markets. Consult your local dealer for availability.*

## BOW & COCKPIT

- Boarding ladder, stainless steel concealable four-step (bow)
- Flooring, Infinity Luxury Woven Vinyl™ (snap-in)
- Flooring, SeaDek® (glue-down)

## HULL & DECK

- Interior upholstery upgrade for the head/under-helm compartment
  - Cushions
  - Headliner
- Windshield wiper (starboard)

## HEAD

*Options require Water System Bundle.*

- Countertop, solid surface
- Gray water system
- Holding tank level indicator
- Macerator with seacock interlock system
- Pump-out head with sink, faucet & holding tank
- Trash receptacle
- VacuFlush® head with sink, faucet & holding tank

## TOPS & CANVAS

- Accent panels for tower
- Mooring cover – black
- Sunshade, manual with poles (bow seating)
- PTM wakeboard racks, edge-clamping three-position swivel
- Wakeboard racks, swivel
- Watersports tower, electric folding with integrated Bimini top & side-mounted surf tow points – white

## TECHNICAL

### ELECTRICAL

- Battery charger, 12V onboard (triple bank)

### ELECTRONICS

- 1st Mate™ Marine Safety & Security System
- Fusion® tower speakers (only available with Entertainment Bundle)
  - Apollo™ Series monoblock amplifier for subwoofer (1400W)
  - Signature Series can speakers (8.8" – 2) – black or white

## MECHANICAL

### BILGE

- Fire suppression system, automatic with manual override

### HEATING

- Heater with Surfinity blanket, 3 outlets & 2 expandable hoses (cockpit)

### UNDERWATER GEAR

- Trim switch (transom)

## TRAILERS

- Trailer, galvanized
- Trailer, painted

# BUNDLES

## COMFORT BUNDLE

- Filler cushion (bow)
- Table with dedicated storage, teak (bow)
- Table with dedicated storage, teak (cockpit)

## ENTERTAINMENT BUNDLE

### ELECTRONICS

- Inductive charging stations (4)

### FUSION® PREMIER AUDIO SYSTEM UPGRADE

- Apollo™ RA770 AM/FM stereo (port dash)
  - Apollo™ Series amplifier, 5-channel (1600W)
  - ARX remote unit (transom)
  - Bluetooth™
  - Digital Signal Processing (DSP)
  - Signature Series speakers (7.7") – 3 pairs
  - Signature Series subwoofer (10")
  - Wi-Fi audio streaming with Apple AirPlay® 2

## ESSENTIALS BUNDLE

- Cockpit & tonneau covers
- Fender clips, quick connect (6)
- Flagpole with base & U.S. flag
- Swim platform flooring, SeaDek® (glue-down)

## LIGHTING BUNDLE

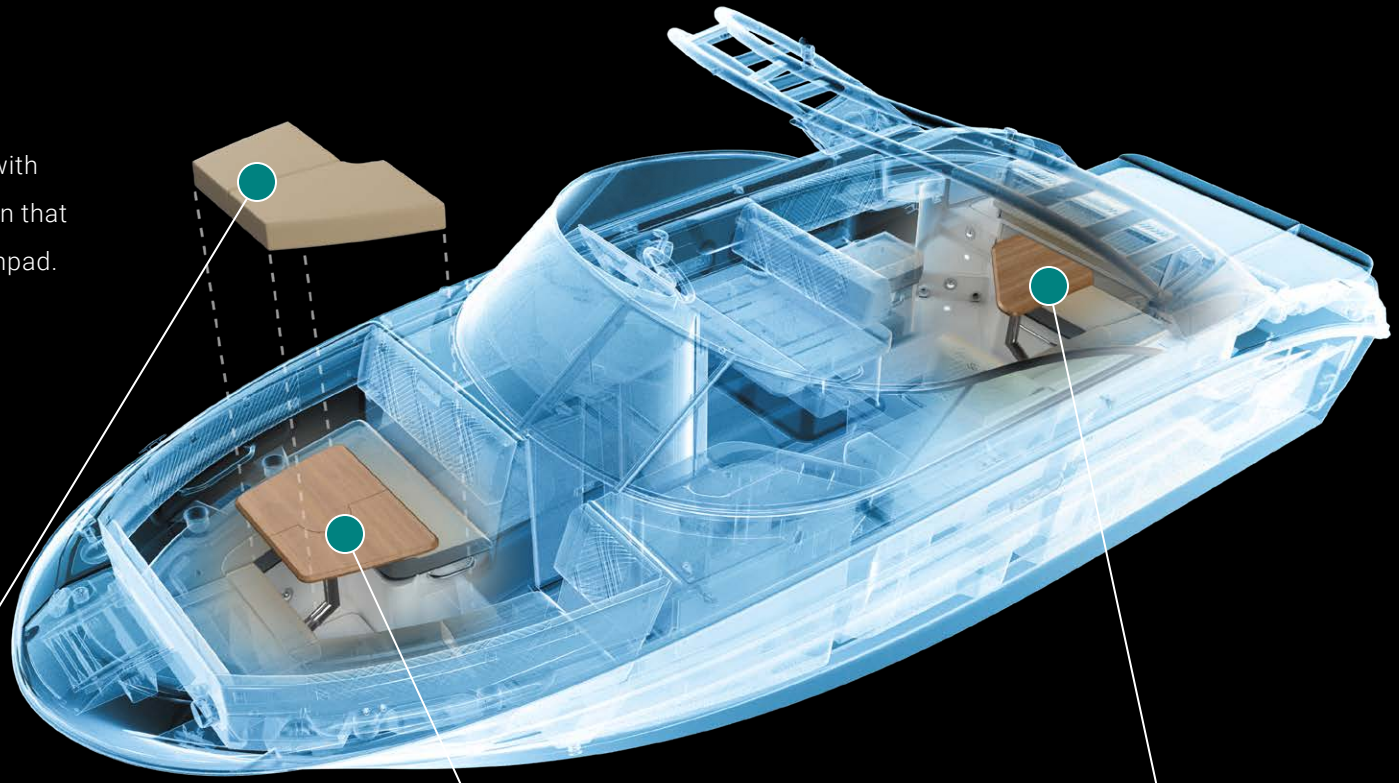
- LED RGB-W color-changing & white accent lighting package
  - Lighting for bow & cockpit
  - Underwater thru-hull (2 lights)
- Lights, docking

## WATER SYSTEM BUNDLE

- Bow washdown
- Pullout sprayer (transom)
- Water pressure system with 12V pump & filtration

## COMFORT BUNDLE

Add a touch of luxury to your Sea Ray with stowable teak tables and a filler cushion that converts the bow into an expansive sunpad.



Bow filler cushion



Teak bow table




Teak cockpit table

## ENTERTAINMENT BUNDLE


Keep the fun going all day long with inductive charging stations and the next level in marine audio entertainment from Fusion®.




Fusion® Premier Audio system with Apollo™ RA770 stereo



ARX remote unit and Signature Series speakers



Signature Series subwoofer and speaker




Signature Series bow speakers

## ESSENTIALS BUNDLE

For a superior boating experience, elevate your Sea Ray with some of the most popular accessories requested by boaters.

Cockpit and tonneau covers



Quick connect fender clips




Flagpole with base and U.S. flag



SeaDek® swim platform flooring

## LIGHTING BUNDLE

Transition from day to night during a sunset cruise or twilight excursion with illuminating features that enhance the ambience.



LED RGB-W color-changing and white accent lighting package



Docking lights



## WATER SYSTEM BUNDLE


Rinse sand from your Sea Ray and gear while out on the water with a convenient bow washdown and transom sprayer.



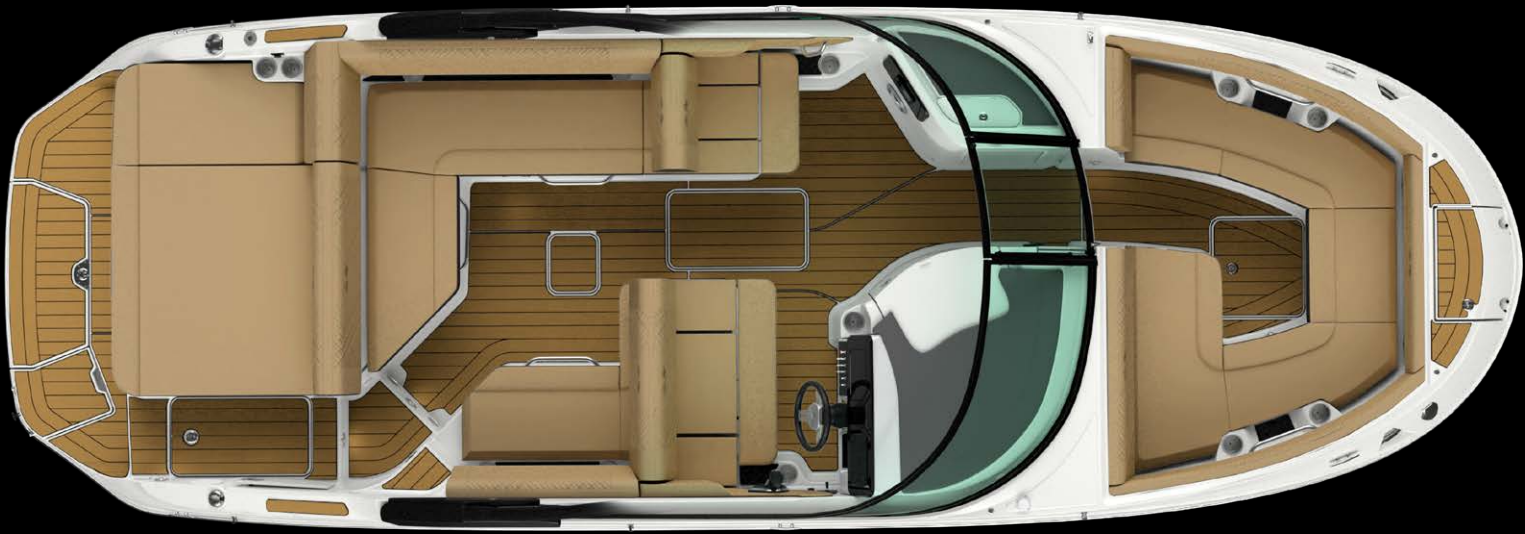
Transom pullout sprayer



Bow washdown



LAYOUT



DECK / COCKPIT



AT SEA RAY, WE BELIEVE THAT RICHER MOMENTS ON THE  
WATER LEAD TO A RICHER LIFE. THAT'S WHY EVERYTHING  
WE DO IS DESIGNED TO MAKE EACH MOMENT EXCEPTIONAL.

02052025

© 2025 Sea Ray Boats | 800 South Gay Street, Suite 1500, Knoxville, TN 37929 | [searay.com](http://searay.com)

*Features, options and specifications are subject to change and may vary for different model years. Some accessories may not be available (a) as standard features or upgradeable options, or (b) when a boat is built for regions outside of North America and/or has CE certification. Confirm specifications and availability of features and options with an authorized Sea Ray dealer.*

