

2025

SDX 250



Sea Ray 

SEIZE THE DAY

Adventures aboard the SDX® 250 are all about maximizing fun and time spent on the water. Showcasing versatility, capacity and comfort, the vessel offers powerful propulsion and premium amenities to suit a wide range of aquatic activities. The oversized bow encourages relaxation, the open cockpit offers room for everyone and integrated storage provides space for everything. Whether entertaining, dock hopping or tubing, the SDX 250 is capably equipped for a full day filled with sun and surf.





2025 SDX 250

Sea Ray

STANDARD SPECIFICATIONS



STANDARD PROPULSION

Mercury® MerCruiser® 6.2L MPI ECT
Bravo Three® with DTS (300 hp / 224 kW)



CRUISING SPEED

24–26 mph / 39–42 kph



WIDE OPEN THROTTLE (WOT)

42–44 mph / 68–71 kph



FUEL CAPACITY

65 gal / 246 L



RANGE

161 mi / 259 km (cruising speed)
115 mi / 185 km (WOT)



LENGTH OVERALL

25'2" / 7.67 m



BEAM

8'6" / 2.59 m



BRIDGE CLEARANCE

5'5" / 1.65 m without tower
8'1" / 2.46 m with tower (optional)



DRAFT

40" / 102 cm (sterndrive down)
29" / 74 cm (sterndrive up)



DRY WEIGHT

6,629 lb / 3,007 kg



WATER READY WEIGHT

7,422 lb / 3,367 kg (fully optioned)



DEADRISE

21°



WATER CAPACITY

14 gal / 53 L (requires
Water System Bundle)



HOLDING TANK

6 gal / 23 L (requires
Water System Bundle)



CAPACITY

14 people / 2,300 lb / 1,043 kg
Maximum: 2,300 lb / 1,043 kg



- 1) Speed determined by GPS. Fuel consumption based on total usage by engines. MPG computed from MPH and GPH. Range based on 90% of total fuel capacity.
- 2) The performance data shown is valid only for the specific boat tested and the conditions that existed when the test was performed. Many factors may affect performance, including but not limited to, installation of certain options; vessel loading and trim; weather and sea conditions; and engine, propeller, and hull bottom conditions. Sea Ray makes no performance guarantees.

AT A GLANCE

A COCKPIT ENHANCEMENTS
The cockpit includes an integrated cooler compartment, inductive charging stations (available with the Entertainment Bundle) and a table (available with the Comfort Bundle).

B ADJUSTABLE SEATING
The helm and port companion seats feature convertible backrests that transform them into aft-facing loungers.

C STARBOARD COMPARTMENT
The convenient starboard compartment can be used to store gear or upgraded to a head for uninterrupted boating.

D OVERSIZED BOW
The bow offers lounge-style seating and an integrated cooler compartment to store drinks and snacks. Choose the Comfort Bundle to add a teak table and filler cushion.

E BOW COMPARTMENT
The bow compartment provides anchor storage or can be upgraded to include a stainless steel four-step boarding ladder.



AT A GLANCE

A SEAMLESS CONTROL
The helm is equipped with a Digital Dash for effortless captaining, including a 9" Simrad® NSX® touchscreen display with Mercury® SmartCraft® Connect.

B FUSION® AUDIO
Listen to music out on the water with premium sound from the Fusion® stereo or select the Entertainment Bundle for a Fusion® Premier audio system.

C CONVERTIBLE SUNPAD
Presenting a spot to relax, the sunpad features a backrest that folds down to extend the area.

D AQUATIC ACCESS
The water is easily accessible from the swim platform with an optional manual submersible step and deck-mounted stainless steel four-step ladder.

E OPTIMIZED STORAGE
Integrated storage optimized for space has been incorporated throughout the boat.

F POWERFUL PROPULSION
The boat offers a standard Mercury® MerCruiser® 6.2L MPI ECT Bravo Three® engine with SmartCraft® Digital Throttle & Shift (DTS).






2025 SDX 250

Sea Ray®



COLORS & MATERIALS

EXTERIOR COLOR SCHEMES



Arctic White (standard)



Onyx Black



Horizon




Sea Ray Blue



Quantum Blue



Kingfisher Teal



Neo Mint Green



Rally Red



FULL HULL



HULL SIDE

Hull bottom available in Arctic White or Onyx Black only

VINYL UPHOLSTERY COLORS



Dune (standard)
Tan base with brown accents



Stone
Light gray base with gray accents

CANVAS



Sunbrella® Black

BOW & COCKPIT FLOORING



Non-skid fiberglass (standard)



SeaDek® – Brown



SeaDek® – Gray




Infinity woven vinyl – Brown



Infinity woven vinyl – Gray

SWIM PLATFORM FLOORING



Non-skid fiberglass (standard)



SeaDek® – Brown



SeaDek® – Gray

STANDARD FEATURES

BOW & COCKPIT

- Cup holders, stainless steel (13)
- Floor liner, fiberglass
- Lighting, LED (courtesy)
- Outlets, 12V accessory
- Outlets, USB-A & USB-C dual port (4)
- Self-bailing cockpit
- Side entry step (starboard cockpit)
- Vinyl, marine grade with mildew & UV protection

DOORS

- Bow walkthrough with hinged windshield door & fiberglass block-off door
- Hatch for bilge access, gas-assisted
- Transom door, fiberglass

SEATING

- Bow seating, U-shaped with removable cushions
- Cockpit social area
 - Aft L-shaped bench seating
 - Opposing starboard seating
- Helm seat, oversized with convertible backrest & flip-up bolster
- Port companion seat with convertible backrest & flip-up bolster
- Sunpad with convertible backrest

STORAGE

- Bow compartment with anchor storage
- Bow storage, gas-assisted (in floor)
- Bow storage (under seating)
- Cockpit storage, gas-assisted (under seating)

- Integrated cooler or storage, fiberglass with drain (under bow seating)
- Integrated cooler or storage, fiberglass with drain (under cockpit seating)

HULL & DECK

- Cleats, stainless steel through-bolted (8") – 6
- Deck fill plate, stainless steel
- Drain plug
- Eyes, stainless steel (bow & stern)
- Handrails, stainless steel (bow & cockpit)
- Horn, built-in
- Light, removable (stern)
- Lights, navigation (stainless steel) – integrated into deck
- Rub rail, PVC with stainless steel insert
- Ski tow eye, stainless steel (transom)
- Stringer system, fiberglass
- Swim platform, integral with deck-mounted stainless steel four-step swim ladder & grab handle
- Thru-hull fittings, stainless steel
- Windshield, tempered tinted curved glass

STORAGE

- Glove box, lockable (port dash)
- Storage, gas-assisted with drain (transom walkway floor)
- Storage (under port console)
- Storage with lockable door (under helm)
 - Lighting, LED (courtesy)

TECHNICAL

ELECTRICAL

- Battery switches
- Fuse block

FUSION® AUDIO SYSTEM

- RA210 AM/FM stereo (port dash)
 - Bluetooth™
 - Digital Signal Processing (DSP)
 - Wi-Fi audio streaming with Apple AirPlay® 2
 - XS Series speakers (6.5") – 2 pairs

HELM

- Alarm, engine (oil & water)
- Digital Dash (9")
 - Active Trim control & monitoring
 - Chartplotter with preloaded charts (North America only)
 - Mercury Marine® SmartCraft® Connect
 - Simrad® NSX® 9" touchscreen display
 - Transducer with depth, water temperature & fishfinder
- Mercury Marine® SmartCraft® Digital Throttle & Shift (DTS)
 - Active Trim speed-based automatic engine trim system with integrated GPS
 - Engine start / stop
- Steering, power-assisted with tilt wheel
- Switch panel with illuminated weatherproof chrome switches
- Tilt & trim, power

MECHANICAL

BILGE

- Bilge lighting, 12V
- Bilge pump, 1100 GPH 12V automatic (aft)
- Blower, 12V
- Fire extinguisher discharge port
- Oil filter, remote
- Vents, integral with water management system

FUEL SYSTEM

- Evaporative emissions fuel system
- Fuel lines, USCG compliant
- Fuel tank with anti-siphon valve & electric sending unit

UNDERWATER GEAR

- Propellers, stainless steel

OPTIONS & ACCESSORIES

PROPULSION

- Mercury® MerCruiser® 6.2L MPI ECT*
Bravo Three® SeaCore®** with DTS
(300 hp / 224 kW)
- Mercury® MerCruiser® 6.2L MPI ECT*
Bravo Three® with DTS
(350 hp / 261 kW)
- Mercury® MerCruiser® 6.2L MPI ECT*
Bravo Three® SeaCore®** with DTS
(350 hp / 261 kW)

* *Non-catalyzed engines available for select international markets. Consult your local dealer for availability.*

** *SeaCore® freshwater cooling system replaces raw water cooling system.*

BOW & COCKPIT

- Boarding ladder, stainless steel concealable four-step (bow)
- Flooring, Infinity Luxury Woven Vinyl™ (snap-in)
- Flooring, SeaDek® (glue-down)

HULL & DECK

- Interior upholstery upgrade for the head/under-helm compartment
 - Cushions
 - Headliner
- Swim platform with manual submersible step
- Windshield wiper (starboard)

HEAD

Options require Water System Bundle.

- Countertop, solid surface
- Gray water system
- Holding tank level indicator
- Macerator with seacock interlock system
- Pump-out head with sink, faucet & holding tank
- Trash receptacle
- VacuFlush® head with sink, faucet & holding tank

TOPS & CANVAS

- Accent panels for tower
- Bimini top & boot with stainless steel ball & socket
- Mooring cover – black
- Sunshade, manual with poles (bow seating)
- Wakeboard racks, swivel
- Watersports tower, electric folding with integrated Bimini top – black or white

TECHNICAL

ELECTRICAL

- Battery charger, 12V onboard (triple bank)

ELECTRONICS

- 1st Mate™ Marine Safety & Security System
- Fusion® tower speakers (only available with Entertainment Bundle)
 - Apollo™ Series monoblock amplifier for subwoofer (1400W)
 - Signature Series can speakers (8.8" – 2) – black or white

HELM

- Digital Dash, dual (9")
 - Active Trim control & monitoring
 - Chartplotter with preloaded charts (North America only)
 - Mercury Marine® SmartCraft® Connect
 - Simrad® NSX® 9" touchscreen displays (2)
 - Transducer with depth, water temperature & fishfinder

MECHANICAL

BILGE

- Fire suppression system, automatic with manual override

UNDERWATER GEAR

- Propellers, high-altitude
- Trim switch (transom)
- Trim tabs, electric with indicator

TRAILERS

- Trailer, galvanized
- Trailer, painted

BUNDLES

COMFORT BUNDLE

- Filler cushion (bow)
- Table with dedicated storage, teak (bow)
- Table with dedicated storage, teak (cockpit)

ENTERTAINMENT BUNDLE

ELECTRONICS

- Inductive charging stations (4)

FUSION® PREMIER AUDIO SYSTEM UPGRADE

- Apollo™ RA770 AM/FM stereo (port dash)
 - Apollo™ Series amplifier, 5-channel (1600W)
 - ARX remote unit (transom)
 - Bluetooth™
 - Digital Signal Processing (DSP)
 - Signature Series speakers (7.7") – 3 pairs
 - Signature Series subwoofer (10")
 - Wi-Fi audio streaming with Apple AirPlay® 2

ESSENTIALS BUNDLE

- Cockpit & tonneau covers
- Fender clips, quick connect (6)
- Flagpole with base & U.S. flag
- Swim platform flooring, SeaDek® (glue-down)

LIGHTING BUNDLE

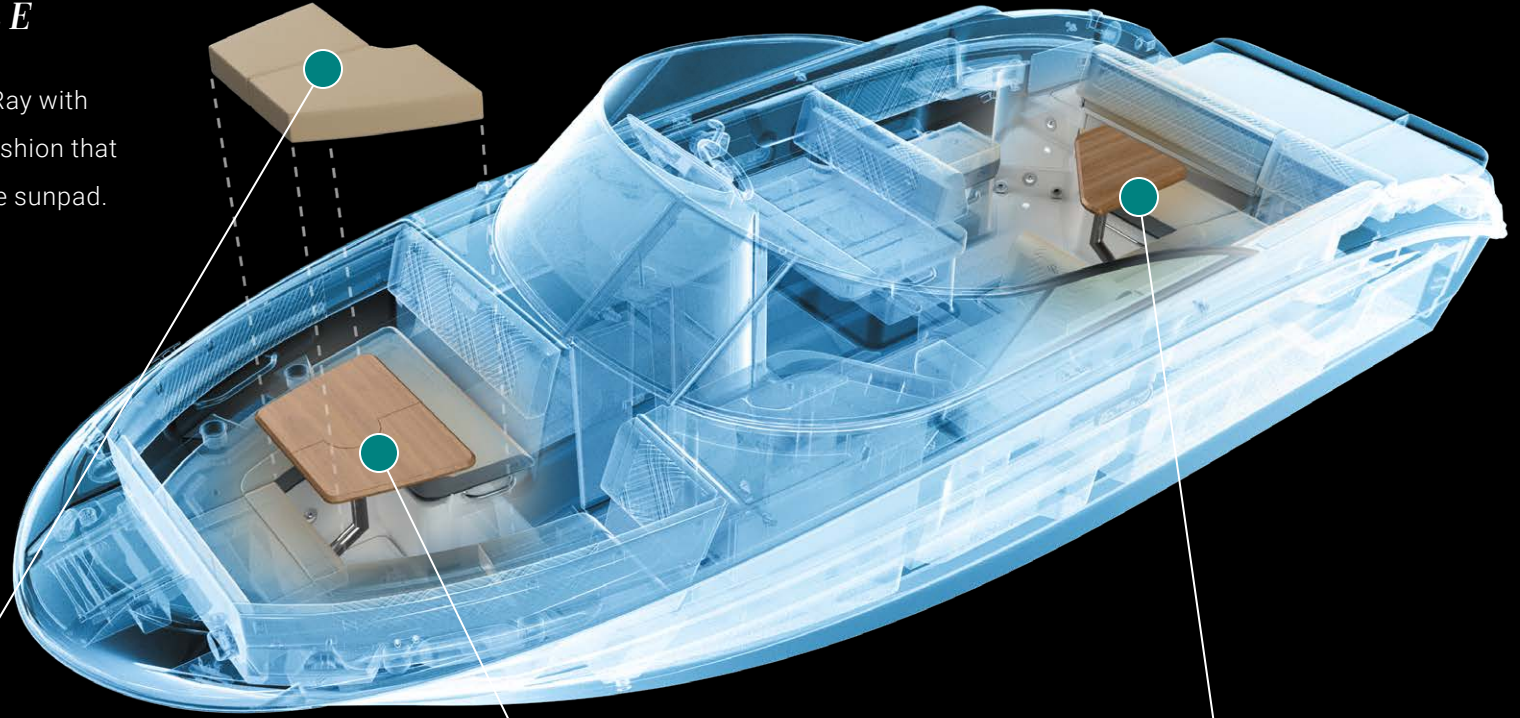
- LED RGB-W color-changing & white accent lighting package
 - Lighting for bow & cockpit
 - Underwater thru-hull (2 lights)
- Lights, docking

WATER SYSTEM BUNDLE

- Bow washdown
- Pullout sprayer (transom)
- Water pressure system with 12V pump & filtration

COMFORT BUNDLE

Add a touch of luxury to your Sea Ray with stowable teak tables and a filler cushion that converts the bow into an expansive sunpad.



Bow filler cushion



Teak bow table




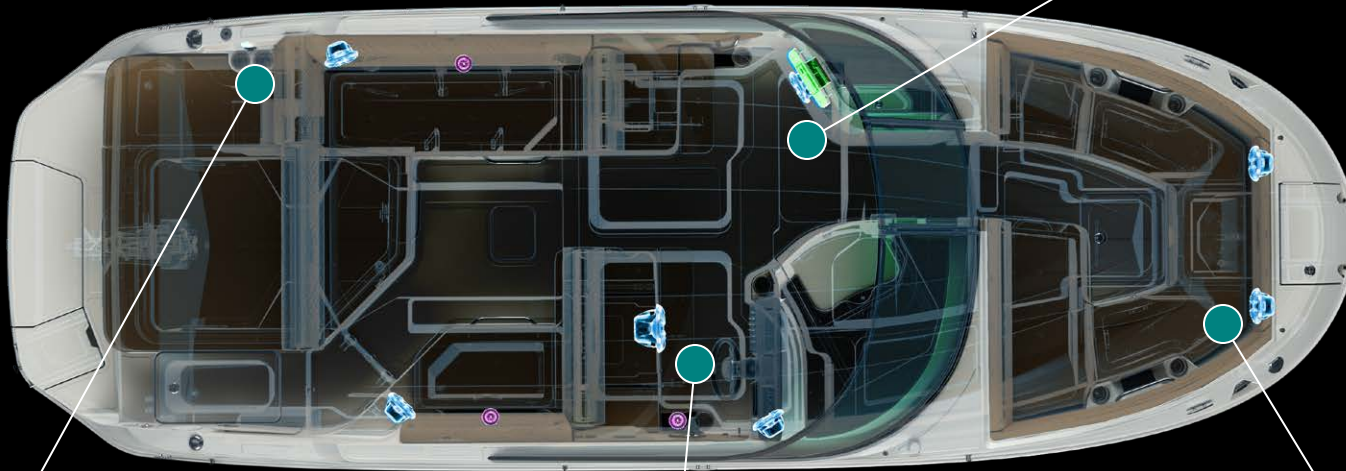
Teak cockpit table

ENTERTAINMENT BUNDLE


Keep the fun going all day long with inductive charging stations and the next level in marine audio entertainment from Fusion®.




Fusion® Premier Audio system with Apollo™ RA770 stereo



ARX remote unit and Signature Series speakers



Signature Series subwoofer and speaker

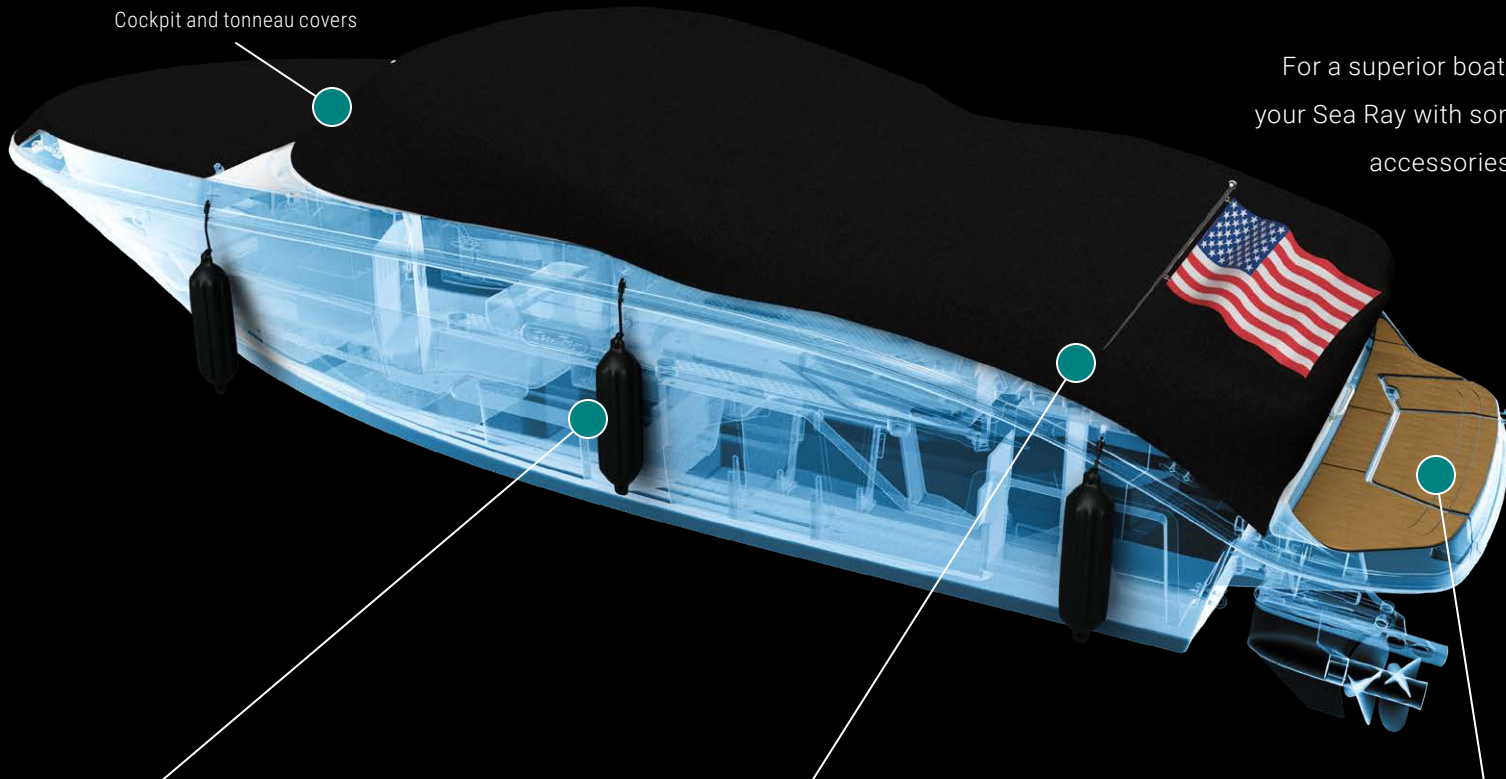


Signature Series bow speakers


ESSENTIALS BUNDLE

For a superior boating experience, elevate your Sea Ray with some of the most popular accessories requested by boaters.

Cockpit and tonneau covers



Quick connect fender clips



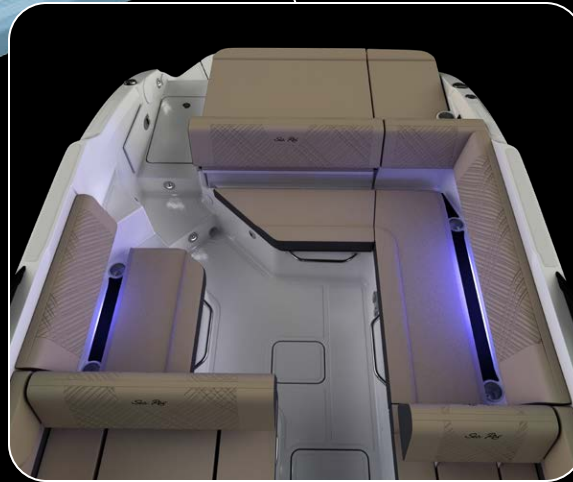
Flagpole with base and U.S. flag



SeaDek® swim platform flooring

LIGHTING BUNDLE

Transition from day to night during a sunset cruise or twilight excursion with illuminating features that enhance the ambience.



LED RGB-W color-changing and white accent lighting package



Docking lights

WATER SYSTEM BUNDLE



Rinse sand from your Sea Ray and gear while out on the water with a convenient bow washdown and transom sprayer.



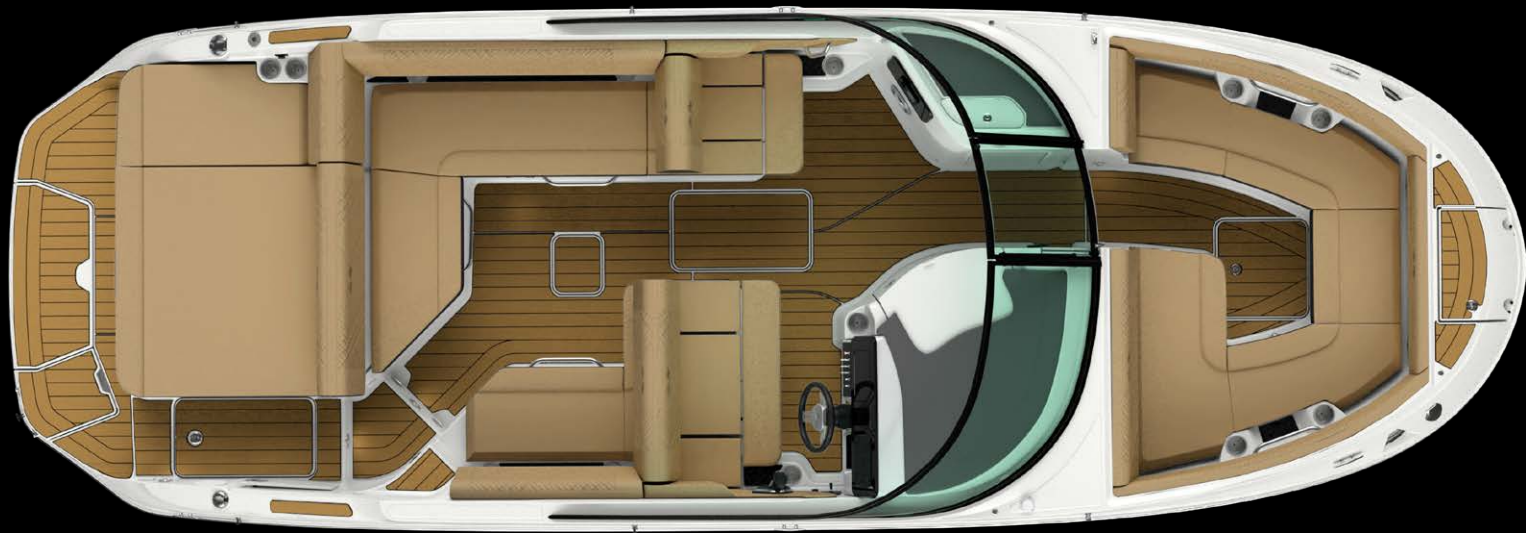
Transom pullout sprayer



Bow washdown



LAYOUT



DECK / COCKPIT



AT SEA RAY, WE BELIEVE THAT RICHER MOMENTS ON THE
WATER LEAD TO A RICHER LIFE. THAT'S WHY EVERYTHING
WE DO IS DESIGNED TO MAKE EACH MOMENT EXCEPTIONAL.

02052025

© 2025 Sea Ray Boats | 800 South Gay Street, Suite 1500, Knoxville, TN 37929 | searay.com

Features, options and specifications are subject to change and may vary for different model years. Some accessories may not be available (a) as standard features or upgradeable options, or (b) when a boat is built for regions outside of North America and/or has CE certification. Confirm specifications and availability of features and options with an authorized Sea Ray dealer.

