

2025

SDX 290 OUTBOARD



Sea Ray 



## BUILT FOR FUN

Designed for all-day entertaining, the SDX® 290 Outboard offers luxurious amenities paired with powerful propulsion and precision handling. It provides a truly exceptional boating experience ideal for relaxing out on the waves or feeling the adrenaline rush of watersports. The versatile cockpit features a standard wet bar, comfortable seating and plenty of storage space. The intuitive helm makes pleasure cruising, or towing a wakeboarder, effortless. Well-equipped for fun from bow to stern, the SDX 290 Outboard presents endless possibilities.







2025 SDX 290 OUTBOARD

*Sea Ray*



# STANDARD SPECIFICATIONS



## STANDARD PROPULSION

Twin Mercury® 200 FourStroke Outboards  
(T-200 hp / 149 kW) – black



## CRUISING SPEED

28–29 mph / 45–47 kph



## WIDE OPEN THROTTLE (WOT)

54–55 mph / 87–89 kph



## FUEL CAPACITY

131 gal / 496 L



## RANGE

271 mi / 436 km (cruising speed)  
165 mi / 266 km (WOT)



## LENGTH OVERALL

31'2" / 9.50 m with outboards  
32'3" / 9.83 m with outboards & anchor



## BEAM

9'0" / 2.74 m



## BRIDGE CLEARANCE

4'6" / 1.37 m without tower  
8'11" / 2.72 m with tower (optional)



## DRAFT

33" / 84 cm (outboards down)  
25" / 64 cm (outboards up)



## DRY WEIGHT

7,677 lb / 3,482 kg



## WATER READY WEIGHT

8,650 lb / 3,924 kg (fully optioned)



## DEADRISE

21°



## WATER CAPACITY

20 gal / 76 L



## HOLDING TANK

10 gal / 38 L (optional)



## YACHT CERTIFIED



1) Speed determined by GPS. Fuel consumption based on total usage by engines. MPG computed from MPH and GPH. Range based on 90% of total fuel capacity.  
2) The performance data shown is valid only for the specific boat tested and the conditions that existed when the test was performed. Many factors may affect performance, including but not limited to, installation of certain options; vessel loading and trim; weather and sea conditions; and engine, propeller, and hull bottom conditions. Sea Ray makes no performance guarantees.



2025 SDX 290 OUTBOARD

Sea Ray






2025 SDX 290 OUTBOARD

Sea Ray®

# COLORS & MATERIALS

## EXTERIOR COLOR SCHEMES



Arctic White (standard)



Onyx Black



Horizon



Sea Ray Blue



Quantum Blue



Kingfisher Teal



Neo Mint Green



Rally Red


## VINYL UPHOLSTERY COLORS



Ivory (standard)  
White base with brown accents



Dune  
Tan base with brown accents




Stone  
Light gray base with gray accents

## CANVAS



Sunbrella® Black

## BOW & COCKPIT FLOORING



Non-skid fiberglass (standard)



SeaDek® – Brown



SeaDek® – Gray




Infinity woven vinyl – Brown



Infinity woven vinyl – Gray

## SWIM PLATFORM FLOORING



Non-skid fiberglass (standard)



SeaDek® – Brown



SeaDek® – Gray



**BUILD YOUR BOAT**

Click or scan the QR code to build your dream Sea Ray.

# STANDARD FEATURES

## HULL & DECK

- Bow & Stern Eyes, Stainless Steel
- Bow Locker: Integral Fiberglass Hatch with Stainless Steel Hardware; Concealed Four Step Bow Boarding Ladder & Anchor Storage – Foredeck
- Cleats, Thru-Bolted (6), 8" Stainless Steel
- Deck, Fuel Fill Plate – Stainless Steel
- Drain Plug, Brass-Threaded – Garboard
- Hardware, Stainless Steel
- Light, Navigation – Stainless Steel
- Light, Stern – Removable
- Rub Rail, White PVC with Stainless Steel Insert
- Swim Platform, Integral with Manual Flip-Down Swim Step
- Windshield, Tempered/Tinted Glass with Walk-Thru & Stainless Steel Latch

## COCKPIT

- Cooler, Insulated – Built-In – Bow
- Cooler Storage
- Cup Holders, Stainless Steel with Rubber Inserts
- Dash, Custom Upholstered Visor
- Door, Bow Block-Off – Acrylic
- Door, Transom – Acrylic
- Floor, Finished Fiberglass
- Glove Box, Lockable – Helm (Port)
- Grab Handles – Stainless Steel
- Lighting, Courtesy, White LED
- Outlet, 12V Accessory & USB
- Step, Fold-Down Entry – Starboard
- Storage, Bow In-Floor Fiberglass with Vinyl Matting & Gas-Assisted Lid

- Storage, Cockpit, Lockable, In-Floor Fiberglass with Rubber Matting & Gas-Assisted Lid
- Storage, Transom Accessible, with Rubber Matting & Gas Assisted Hatch
- Storage, Under Bow Seats – Fiberglass (Port & Starboard)
- Storage, Under Helm (Starboard) with Lighting & Lockable Door
- Table, Cockpit with Dedicated Storage
- Vinyl, Marine-Grade with Mildew & UV Protection
- Wet Bar with Integral Sink & Faucet

## HEAD COMPARTMENT

- Fiberglass Lockable Door
- Light
- Molded Fiberglass Liner
- Non-Skid Floor Treatment
- Opening Portlight
- Sink & Vanity Storage
- Solid-Surface Countertop

## SEATING

- Bow with Port & Starboard Loungers, Hinged Cushions & Fold-Down Armrests
- Helm Seat with Convertible Backrest, Flip-Up Thigh Rise & Sliding Base
- Port Companion Seat with Convertible Backrest & Flip-Up Thigh Rise
- Aft L-Shaped with Hinged Port Cushions & Storage Below
- Reclining Aft-Facing Transom Loungers

## TECHNICAL

### ELECTRICAL

- Battery On/Off Switch, Dual with 3 Trays
- Fuse Block
- Wiring, Color-Coded with Chafe Protection

### FUSION® AUDIO SYSTEM

- Apollo™ SRX400 AM/FM stereo
  - Bluetooth™
  - Digital Signal Processing (DSP)
  - Wi-Fi audio streaming with Apple AirPlay® 2
  - XS Series speakers (6.5") – 2 pairs

### HELM

- Alarms, Engine – Oil & Water (Audible)
- Digital Dash (9")
  - Active Trim control & monitoring
  - Chartplotter with preloaded charts (North America only)
  - Mercury Marine® VesselView® Link
  - Simrad® GO9 9" touchscreen display
  - Transducer with depth, water temperature & fishfinder
- Horn
- Mercury Marine® VesselView® Mobile
- SmartCraft® Digital Throttle & Shift (DTS) with Trim Switch & Ignition Cutout Switch
  - Active Trim speed-based automatic engine trim system with integrated GPS
  - Engine Start / Stop
- Steering, Power-Assisted Tilt Wheel
- Switch Panel with Weatherproof Lighted Chrome Toggle Switches, Backlit
- Tilt & Trim, Power

## MECHANICAL

### BILGE

- Bilge Pump, 1100 GPH 12V Automatic
- Gel-Coated Compartment

### FUEL SYSTEM

- Evaporative Emissions Fuel System
- Fuel Lines, USCG – Type A-1
- Fuel Tank with Mechanical Anti-Siphon Valve & Electric Sending Unit

### UNDERWATER GEAR

- Propellers, Stainless Steel
- Trim Tabs, Hydraulic

### WATER SYSTEM

- Pressure Water System: Pullout Sprayers (3) – Bow, Transom & Head
- Water Tank (20 Gallon)



# OPTIONS & ACCESSORIES

## PROPULSION

- Twin Mercury® 200 FourStroke Outboards (T-200 hp / 149 kW)
  - white
- Twin Mercury® 250 Verado® V8 Outboards (T-250 hp / 186 kW)
  - black or white
- Twin Mercury® 250 Verado® V8 Outboards with Joystick Piloting & DTS (T-250 hp / 186 kW)
  - black or white

## UPHOLSTERY, INTERIOR, SEATING & FLOORING

- Filler cushion (bow)
- Head, interior upgrade with vanity cabinet & hammered bronze countertop
- SeaDek Flooring – Bow & Cockpit
- Snap-In Infinity Woven Vinyl Flooring – Bow & Cockpit
- Swim platform flooring, SeaDek® (glue-down)
- Table, Plastic – Bow with Dedicated Storage
- Table with dedicated storage, teak (cockpit)
- Transom Sunpad (In Lieu of Loungers)

## TOPS & CANVAS

- Bimini Top & Boot with Stainless Steel Ball & Socket Hardware
- Canvas Package For Bimini Top
  - Cockpit and tonneau cover
  - Front visor with isinglass
  - Side curtains with isinglass
  - Aft curtain with isinglass
  - Storage bag
- Cockpit Cover with Tonneau Cover
- Full Forward Bimini Top & Boot (N/A with Optional Tower)
- Mooring Cover
- Watersports tower, manual with integrated Bimini top – black or white

## TECHNICAL

### ELECTRONICS

- Simrad RS40 VHF Radio with Antenna

### FUSION® PREMIER AUDIO SYSTEM UPGRADE

- Apollo™ RA770 AM/FM stereo
  - Apollo™ Series amplifier, 6-channel (1800W)
  - Bluetooth™
  - Digital Signal Processing (DSP)
  - NRX300 remote unit (transom)
  - Signature Series speakers (6.5") – 3 pairs
  - Signature Series subwoofer (10")
  - Wi-Fi audio streaming with Apple AirPlay® 2

### HELM

- Digital Dash (12")
  - Active Trim control & monitoring
  - Chartplotter with preloaded charts (North America only)
  - Mercury Marine® SmartCraft® Connect
  - Simrad® NSX® 12" touchscreen display
  - Transducer with depth, water temperature & fishfinder

## ADDITIONAL OPTIONS

- Anchor, stainless steel (only available with windlass option)
- C E Option Group
- Cockpit Coolbox
- Cockpit Electric Grill (Requires Shore Power & Inverter)
- Cockpit Refrigerator – 12v
- Docking Lights
- Fender clips, quick connect (6)
- Flagpole with Base & US Flag
- Gray Water System
- High Altitude Prop
- Inverter – 12v To 120v/60 Cycle
- Inverter – 12v To 220v/50 Cycle
- Lighting, underwater (thru-hull) – blue or white
- Lighting package, LED – blue or white
- Macerator with Seacock Interlock System
- On Board Battery Charger – 120v/60 To 12v
- On Board Battery Charger – 220v/50 To 12v
- Pump-Out Head
- Shore Power Package with Converter & Cord – 120v/60
- Shore Power Package with Converter & Cord – 220v/50
- Swivel Wakeboard Racks
- Tower Accent Panels

- Tower Speakers (Includes 2 Fusion® 8.8" Signature Series Can Speakers & Apollo™ Series 4-Channel 1200W Amplifier) (Only Available with Tower & Stereo Upgrade Options)
- VacuFlush Head System with Holding Tank
- Windlass with rope, chain & galvanized anchor

## PACKAGES

### ELITE PACKAGE

- Fender clips, quick connect (6)
- Lighting package, LED – blue or white
- Swim platform flooring, SeaDek® (glue-down)
- Watersports tower, manual with integrated Bimini top – black or white


### ELITE PLUS PACKAGE

#### *Elite Package included*

- Anchor, stainless steel
- Digital Dash (12")
- Filler cushion (bow)
- Fusion® Premier audio system upgrade
- Head, interior upgrade with vanity cabinet & hammered bronze countertop
- Lighting, underwater (thru-hull) – blue or white
- Table with dedicated storage, teak (cockpit)
- Windlass with rope & chain



# LAYOUT



DECK / COCKPIT





AT SEA RAY, WE BELIEVE THAT RICHER MOMENTS ON THE  
WATER LEAD TO A RICHER LIFE. THAT'S WHY EVERYTHING  
WE DO IS DESIGNED TO MAKE EACH MOMENT EXCEPTIONAL.

02052025

© 2025 Sea Ray Boats | 800 South Gay Street, Suite 1500, Knoxville, TN 37929 | [searay.com](http://searay.com)

*Features, options and specifications are subject to change and may vary for different model years. Some accessories may not be available (a) as standard features or upgradeable options, or (b) when a boat is built for regions outside of North America and/or has CE certification. Confirm specifications and availability of features and options with an authorized Sea Ray dealer.*

