

2025

SPX 230



SeaRay®

ENDLESS THRILLS

A day out on the water aboard the SPX® 230 is one thrill after another. Showcasing powerful performance, agile handling and a remarkable amount of space, it delivers even more of what boaters love. The cockpit offers plenty of comfortable seating, the bow includes room to stretch out and the convertible transom sunpad provides the perfect spot to take in the sights. Whether enjoying watersports or cruising, the SPX 230 is the ideal host for creating memories on the water. It is truly a dynamic adventure seeker of fun.





2025 SPX 230

Sea Ray

STANDARD SPECIFICATIONS



STANDARD PROPULSION

Mercury® MerCruiser® 4.5L MPI ECT
Alpha One® (250 hp / 186 kW)



RANGE

160 mi / 257 km (cruising speed)
99 mi / 159 km (WOT)



DRAFT

39" / 99 cm (sterndrive down)
21" / 53 cm (sterndrive up)



CAPACITY

13 people / 2,100 lb / 953 kg
Maximum: 2,300 lb / 1,043 kg



CRUISING SPEED

22-24 mph / 35-39 kph



LENGTH OVERALL

23'6" / 7.16 m



DRY WEIGHT

4,660 lb / 2,114 kg



WIDE OPEN THROTTLE (WOT)

44-46 mph / 71-74 kph



BEAM

8'6" / 2.59 m



WATER READY WEIGHT

4,998 lb / 2,267 kg (fully optioned)



FUEL CAPACITY

47 gal / 178 L



BRIDGE CLEARANCE

3'10" / 1.17 m without tower
8'0" / 2.44 m with tower (optional)



DEADRISE

19°



- 1) Speed determined by GPS. Fuel consumption based on total usage by engines. MPG computed from MPH and GPH. Range based on 90% of total fuel capacity.
- 2) The performance data shown is valid only for the specific boat tested and the conditions that existed when the test was performed. Many factors may affect performance, including but not limited to, installation of certain options; vessel loading and trim; weather and sea conditions; and engine, propeller, and hull bottom conditions. Sea Ray makes no performance guarantees.




2025 SPX 230

Sea Ray



COLORS & MATERIALS

EXTERIOR COLOR SCHEMES



Arctic White (standard)



Onyx Black



Steel Gray



Sea Ray Blue



Rally Red



Kingfisher Teal

VINYL UPHOLSTERY COLORS



Ivory (standard)
White base with black accents



Dune
Tan base with black accents




Stone
Light gray base with black accents

CANVAS



Sunbrella® Black

BOW & COCKPIT FLOORING



Non-skid fiberglass (standard)



SeaDek® – Brown



SeaDek® – Gray




Infinity woven vinyl – Brown



Infinity woven vinyl – Gray

SWIM PLATFORM FLOORING



Non-skid fiberglass (standard)



SeaDek® – Brown



SeaDek® – Gray



BUILD YOUR BOAT

Click or scan the QR code to build your dream Sea Ray.

STANDARD FEATURES

HULL & DECK

- Anchor Storage
- Bow & Stern Eyes, Stainless Steel
- Cleats, Thru-Bolted – 6" Stainless Steel (6)
- Deck Fuel Fill Plate, Stainless Steel
- Drain Plug, Brass-Threaded – Garboard
- Light, Stern (All Around) – Removable
- Lights, Navigation (Bow)
- Resin, High-Performance Vinylester
- Rub Rail, Black PVC with Stainless Steel Insert
- Ski Tow Eye, Stainless Steel
- Stringer System, Fiberglass
- Swim Platform with Three Step, Stainless Steel Undermount Ladder
- Thru-Hull Fittings
- Vent System, Engine Compartment – Integral
- Windshield, Custom Five-Piece with Matte Black Frame, Tempered/Tinted Glass & Walk-Thru

COCKPIT

- Cooler Storage
- Cup Holders, Stainless Steel with Drains
- Courtesy Lights – 12V
- Dash, White with Color Matched Visor
- Door, Transom with Stainless Steel Latch
- Floor, Finished Fiberglass
- Grab Handles, Stainless Steel
- Head Compartment with Lockable Door & Storage
- Outlet, 12V Accessory / USB
- Storage, Side Panels
- Storage, Wakeboard with Matting & Gas-Assisted Fiberglass Lid
- Sunpad, Convertible Aft Facing Backrest with Port Transom Walk-Thru
- Vinyl, Marine Grade with Mildew & UV Protection

SEATING

- Bow: Seats with Cushions & Storage Below, Port & Starboard Bolsters & Center Section Facing Aft
- Cockpit: Starboard/Aft L-Shaped Bench Seat with Insulated Cooler & Storage Tub Below; Port Transom Walk-Thru; Sunpad/Convertible Transom Seat
- Companion Seat: Bucket with Swivel and Slider & Flip-Up Bolster
- Helm: Bucket with Swivel and Slider & Flip-Up Bolster

TECHNICAL

ELECTRICAL

- Battery On/Off Switch with Tray
- Fuse Block
- Wiring, Color-Coded with Chafe Protection

FUSION® AUDIO SYSTEM

- Apollo™ SRX400 AM/FM stereo
 - Bluetooth™
 - Digital Signal Processing (DSP)
 - Wi-Fi audio streaming with Apple AirPlay® 2
 - XS Series speakers (6.5") – 2 pairs

HELM

- Alarms, Engine – Oil & Water (Audible)
- Dash Visor
- Depth Gauge
- Horn Switch with Stainless Steel Horn
- Instrumentation, Custom Sea Ray® Diagnostics
 - Backlighting
 - Gauge, Depth
 - Gauge, Fuel
 - Gauge, Oil Pressure
 - Lenses, Glass
 - Lighting, Low-Glare
 - Speedometer
 - Tachometer with LCD Hour Meter, Trim Gauge & Water Temperature Gauge
- Shift & Throttle Lever with Trim Switch & Lanyard Stop Switch
- Steering, Power-Assisted Tilt Wheel, Isotta
- Switch Panel with Weatherproof Lighted Chrome Toggle Switches
- Tilt & Trim, Power

MECHANICAL

BILGE

- Bilge Pump, 1100 GPH 12V Automatic
- Blower, 12V Bilge
- Fire Extinguisher Discharge Port

FUEL SYSTEM

- Evaporative Emissions Fuel System
- Fuel Lines, USCG – Type A-1
- Fuel Tank with Mechanical Anti-Siphon Valve & Electric Sending Unit

UNDERWATER GEAR

- Propeller, Aluminum

OPTIONS & ACCESSORIES

PROPULSION

Standard

- Mercruiser ECT 4.5L MPI Alpha I MCM (250 PHP)

Optional

- Mercruiser ECT 4.5L MPI Bravo3 DTS (250 PHP)
- Mercruiser ECT 6.2L MPI DTS Bravo3 (300 PHP)
- Mercruiser ECT 6.2L MPI DTS Bravo3 (350 PHP)

* *Non-catalyzed engines available for select international markets. Consult your local dealer for availability.*

** *SmartCraft® Digital Throttle & Shift replaces standard throttle & shift*

*** *SeaCore® Freshwater Cooling System replaces raw water cooling system*

UPHOLSTERY, INTERIOR, SEATING & FLOORING

- SeaDek Flooring – Bow & Cockpit
- Snap-In Infinity Woven Vinyl Flooring – Bow & Cockpit
- Tables with Dedicated Storage – Bow & Cockpit
- Three-Position Port Lounger (In Lieu of Standard Bucket Seat)

TOPS & CANVAS

- Teak Cockpit Table Folding
- Cool box Refrigerator in Cockpit
- Transom Shower
- Transom Remote Trim Switch
- Davit roller on SPX230
- Mooring Cover
- Watersports Tower, Manual with Integrated Bimini Top – Black

ADDITIONAL OPTIONS

- Swim Platform with Manual Submersible Swim Step
- On Board Battery Charger – 120v/60 To 12v
- On Board Battery Charger – 220v/50 To 12v
- Pump-Out Head with Built-In Tank (2.6 gal / 9.8 L)

PACKAGES

ENTERTAINMENT

FUSION® PREMIER AUDIO SYSTEM UPGRADE

- Apollo™ SRX400 AM/FM stereo
 - Apollo™ Series amplifier, 4-channel (1200W)
 - Bluetooth™
 - Digital Signal Processing (DSP)
 - Signature Series speakers (6.5") – 2 pairs
 - Signature Series subwoofer (10")
 - Wi-Fi audio streaming with Apple AirPlay®

HELM

- Digital Dash (9")
 - Active Trim speed-based automatic engine trim system with integrated GPS
 - Mercury Marine® SmartCraft® Connect
 - Simrad® NSX® 9" touchscreen display
 - Transducer with depth, water temperature & fishfinder

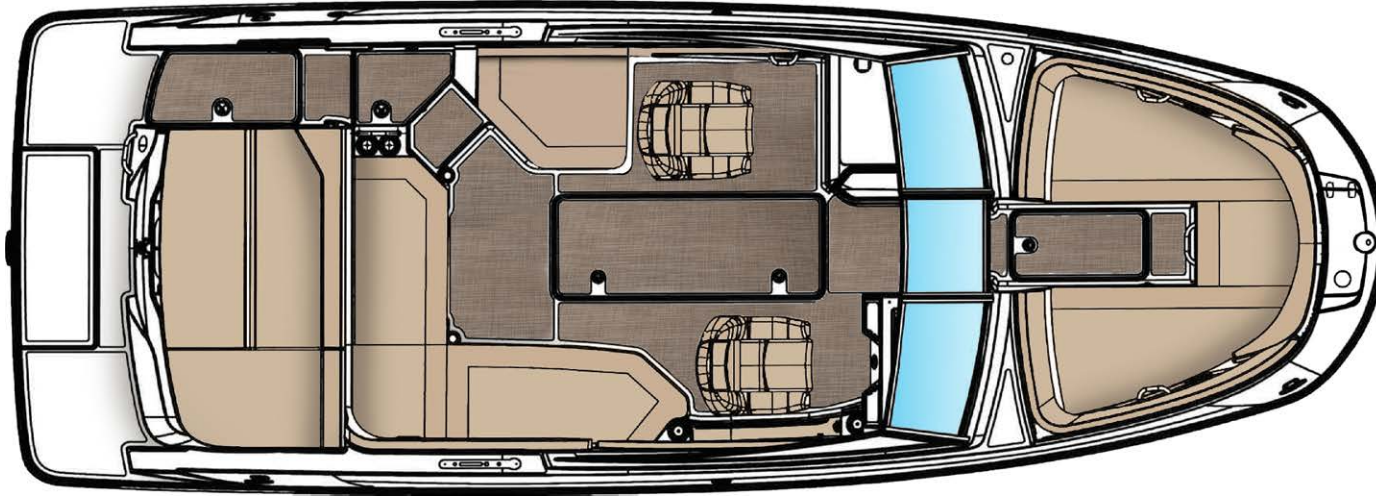
LIGHTING

- Lighting package, LED – blue

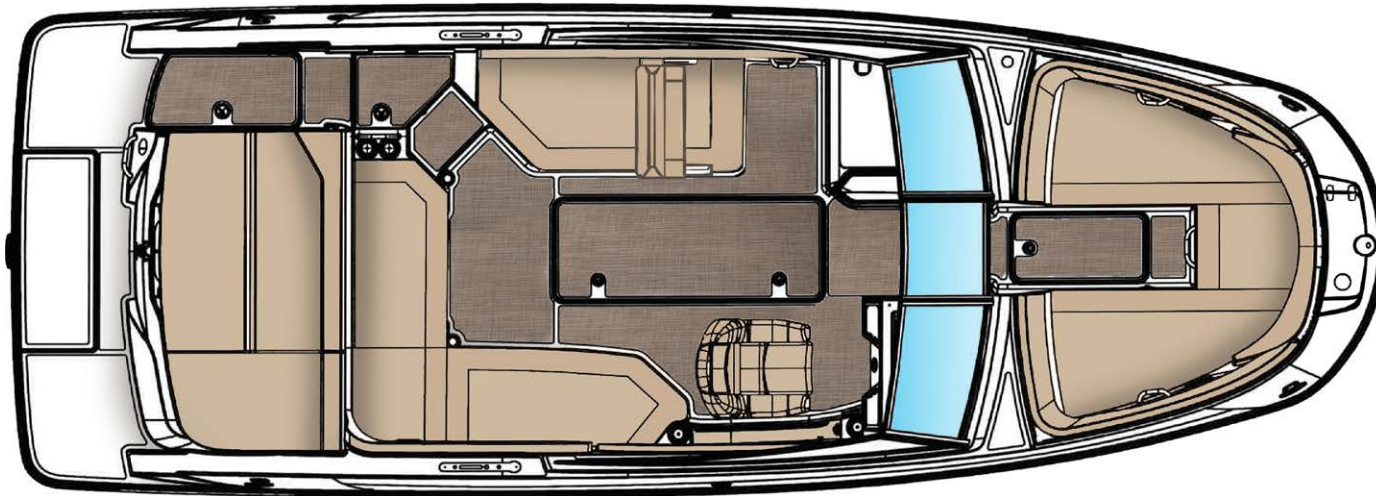
CAPTAIN'S PACKAGE

- Round Cockpit Table, Teak
- Bow Filler Cushion with forward Walk
- Bimini Top w/Boot, Stainless
- Fender Clips
- Canvas, Cockpit and Tonneau cover

LAYOUT



DECK / COCKPIT
Standard port bucket seat



DECK / COCKPIT
Optional three-position port lounger



AT SEA RAY, WE BELIEVE THAT RICHER MOMENTS ON THE
WATER LEAD TO A RICHER LIFE. THAT'S WHY EVERYTHING
WE DO IS DESIGNED TO MAKE EACH MOMENT EXCEPTIONAL.

03062025

© 2024 Sea Ray Boats | 800 South Gay Street, Suite 1500, Knoxville, TN 37929 | searay.com

Features, options and specifications are subject to change and may vary for different model years. Some accessories may not be available (a) as standard features or upgradeable options, or (b) when a boat is built for regions outside of North America and/or has CE certification. Confirm specifications and availability of features and options with an authorized Sea Ray dealer.

